

Characters for a page number should have the same size as characters for texts on the page or one size smaller than those. A page number should be located apart from the image area having a space of the same size as the characters for texts or one size larger than those.

4.10 Note

4.10.1 Type of note

The following five types of notes are dealt with:

4.10.1.1 Interlinenote

An interlinenote is composed within a line space and at the side (upper side in horizontal composition, or right side in vertical composition) of words or phrases to be noted. Character locations in a line and interlinenote in horizontal composition are illustrated in Figure 1.

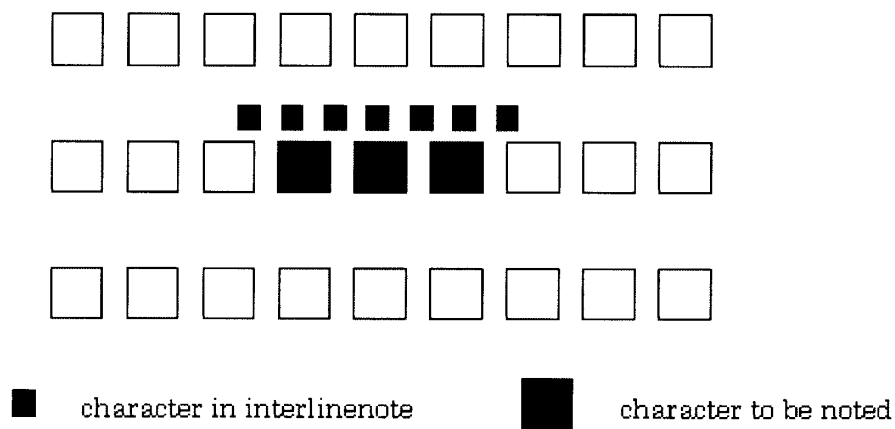


Figure 1 — Interlinenote in horizontal composition

4.10.1.2 Sidenote

A sidenote is used in horizontal composition and located on a note area which is reserved at the front side of a page as shown in Figure 2.

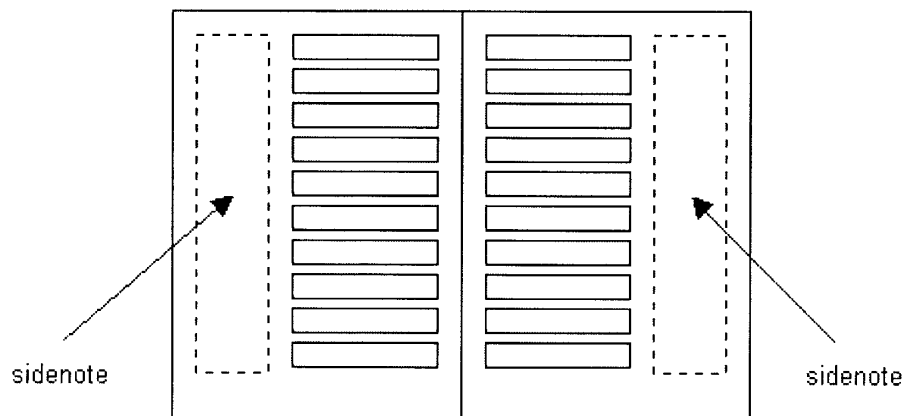


Figure 2 — Sidenote

4.10.1.3 Headnote

A headnote is used in vertical composition and located on a note area which is reserved at the top side of a page as shown in Figure 3.

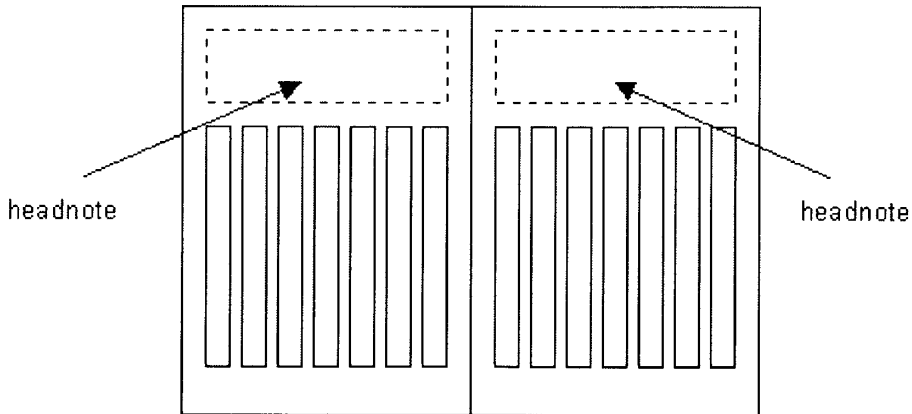


Figure 3 — Headnote

4.10.1.4 Footnote

A footnote is used in horizontal and vertical compositions and located on a note area which is reserved at the bottom side of a page as shown in Figure 4.

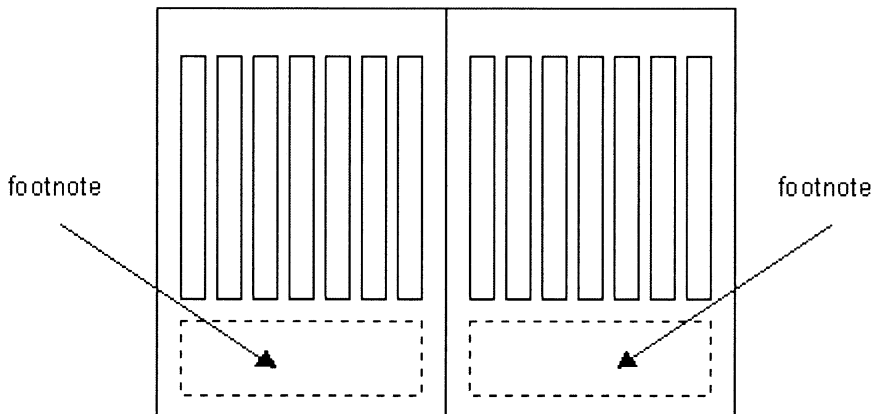


Figure 4 — Footnote in vertical composition

4.10.1.5 Endnote

An endnote is composed at the end of a paragraph, section, chapter or volume, or at the end of a book.

4.10.2 Reference Mark

A reference mark indicates the correspondence between a note and the text to be noted.

4.10.2.1 Character and style

For a reference mark, characters “*”, “†” (dagger), “‡” (double dagger), “§” (section mark), “||” (double bar), “#”, Arabic numerals, Kanji numerals and Latin alphabet are employed. Some examples of reference marks using those characters are shown below:

EXAMPLE 1 * ** ***

EXAMPLE 2	*1	*2	*3
EXAMPLE 3	1)	2)	3)
EXAMPLE 4	(a)	(b)	(c)

Default reference marks are “1), 2), ...”.

4.10.2.2 Position

A reference mark within texts should be allocated to the following positions:

- a) at the beginning of the words or phrases to be noted, with an offset to interline
- b) at the end of the words and phrases to be noted, with/without an offset to interline.

4.10.2.3 Character size

A character size of reference marks should be one size smaller than the texts to be noted.

4.11 Inlinenote

An inlinenote consists of parenthesized two-line texts within a line as shown in Figure 5.

The composition of a inlinenote is based on that of inline (see 4.24). The parentheses have the same size as characters of the text outside the inlinenote. The default character size for inlinenote texts is a half of the character size for the texts outside the inlinenote. The default line space for inlinenote is 0.

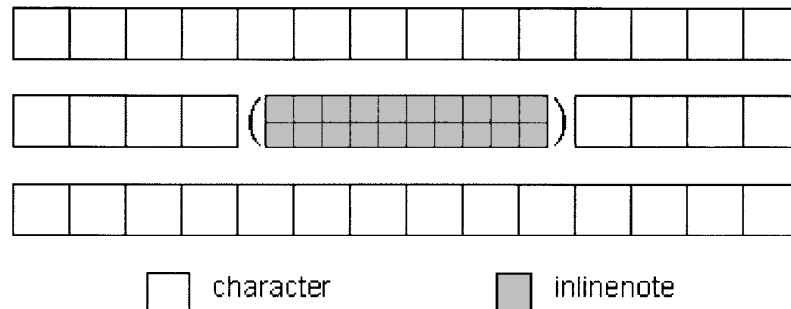


Figure 5 — Inlinenote

4.12 Emphasizing mark

An emphasizing mark is located at the side (right side in vertical composition or top side in horizontal composition) of a character to be emphasized. Some marking details called “mark style” should be specified for each character or a group of characters. The default mark style is “for each character”.

4.13 Superscript / Subscript (Superior / Inferior)

Superscript or subscript character is located at the side (right-top or right-bottom respectively) of an object character. In vertical composition, right-top or right-bottom is read as right-bottom or left-bottom respectively.

A size of superscript or subscript character is a half of the object character size. Both superscript and subscript characters may be located aside the same object character. Even when superscript or subscript character is located outside the virtual body of object character, the composition is based on that of inline (see 4.24).